

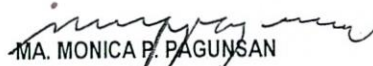



QUARTERLY PHYSICAL REPORT OF OPERATION
As of December 31, 2015

Department : Department of Justice
 Agency : Office of the Secretary
 Operating Unit :
 Organization Code (UACS) : 150010000000

Particulars	UACS CODE	2015 Physical Targets					2015 Physical Accomplishments					Variance (as of 4th Quarter)	Remarks
		1st Quarter	2nd Quarter	3rd Quarter	4th Quarter	TOTAL	1st Quarter	2nd Quarter	3rd Quarter	4th Quarter	TOTAL		
1	2	3	4	5	6	7	8	9	10	11	12	13	14
Part A													
I. OPERATIONS													
MFO 1 - Law Enforcement Services	301000000												
Number of criminal complaints investigated and resolved by prosecutors		75,000	75,000	75,000	75,000	300,000	75,533	79,085	78,094	71,043	303,755	3,755	Data per reports from prosecution offices nationwide as of 29 February 2016
Percentage of prosecutions with favorable judgements		70.00%	70.00%	70.00%	70.00%	70.00%	78.20%	71.77%	70.02%	71.05%	71.46%	1.46%	
Percentage of criminal complaints for preliminary investigation pending within 120 days		NA	NA	NA	NA	45.00%	NA	NA	NA	NA	46.25%	1.25%	
MFO 2 - Corrections Services	302000000												
Number of received prisoner/inmate records, applications, petitions and other communications acted upon relative to parole and executive clemency		3,000	3,000	3,000	3,000	12,000	2,734	2,715	2,289	2,007	9,745	(2,255)	Negative variances due to less carpetas received from BUCOR
Recommitment orders issued as a percent of parole granted and pardon recommended		17%	17%	17%	17%	17%	26%	21%	40%	16%	23.54%	-6.54%	
Percentage of resolutions issued within 30 days after Board decisions		100%	100%	100%	100%	100%	100%	100%	100%	100%	100%	0%	Target achieved

Particulars	UACS CODE	2015 Physical Targets					2015 Physical Accomplishments					Variance (as of 4th Quarter)	Remarks
		1st Quarter	2nd Quarter	3rd Quarter	4th Quarter	TOTAL	1st Quarter	2nd Quarter	3rd Quarter	4th Quarter	TOTAL		
1	2	3	4	5	6	7	8	9	10	11	12	13	14
MFO 3 - Legal Services	303000000												
Number of requests for legal services acted upon		5,000	5,000	5,000	5,000	20,000	3,600	3,742	4,353	3,436	15,131	(4,869)	Actual requests received during the period were significantly less than estimates set
Percent of requests for legal services acted upon within 15 working days from receipt		95.00%	95.00%	95.00%	95.00%	95.00%	95.03%	98.32%	98.87%	84.14%	94.47%	-0.53%	
Part B													
Major Programs/Projects													
KRA No. 4 - Just and Lasting Peace and Rule of Law													
Anti-Trafficking in Persons	301040000												
Number of convictions secured since enactment of RA 9108 in 2003		176	184	192	200	200	182	203	207	224	224	24	Target achieved and exceeded (cumulative data)
Prepared by:	In coordination with:	Reviewed by:					Approved by:						
 RYAN C. THOMAS Chief, Planning and Statistics Division Date: 2-29-16	 MARIA ELISA B. GERMAR Director, Financial Service Date: 3/1/16	 MA. MONICA B. PAGUNSAN Assistant Secretary Date: _____					 EMMANUEL L. CAPARAS Secretary Date: _____						